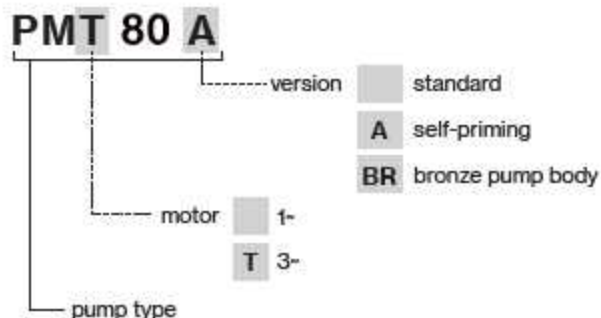


## Construction features

<b>Pump body</b>	cast iron, bronze (45BR)
<b>Motor bracket</b>	cast iron, cast iron or bronze (45BR)
<b>Impeller</b>	brass
<b>Mechanical seal</b>	ceramic-graphite-NBR
<b>Motor shaft</b>	stainless steel AISI 416
<b>Liquid temperature</b>	0 - 90 °C
<b>Operating pressure</b>	max 6 bar (45) max 8 bar (65, 80) max 9 bar (90)

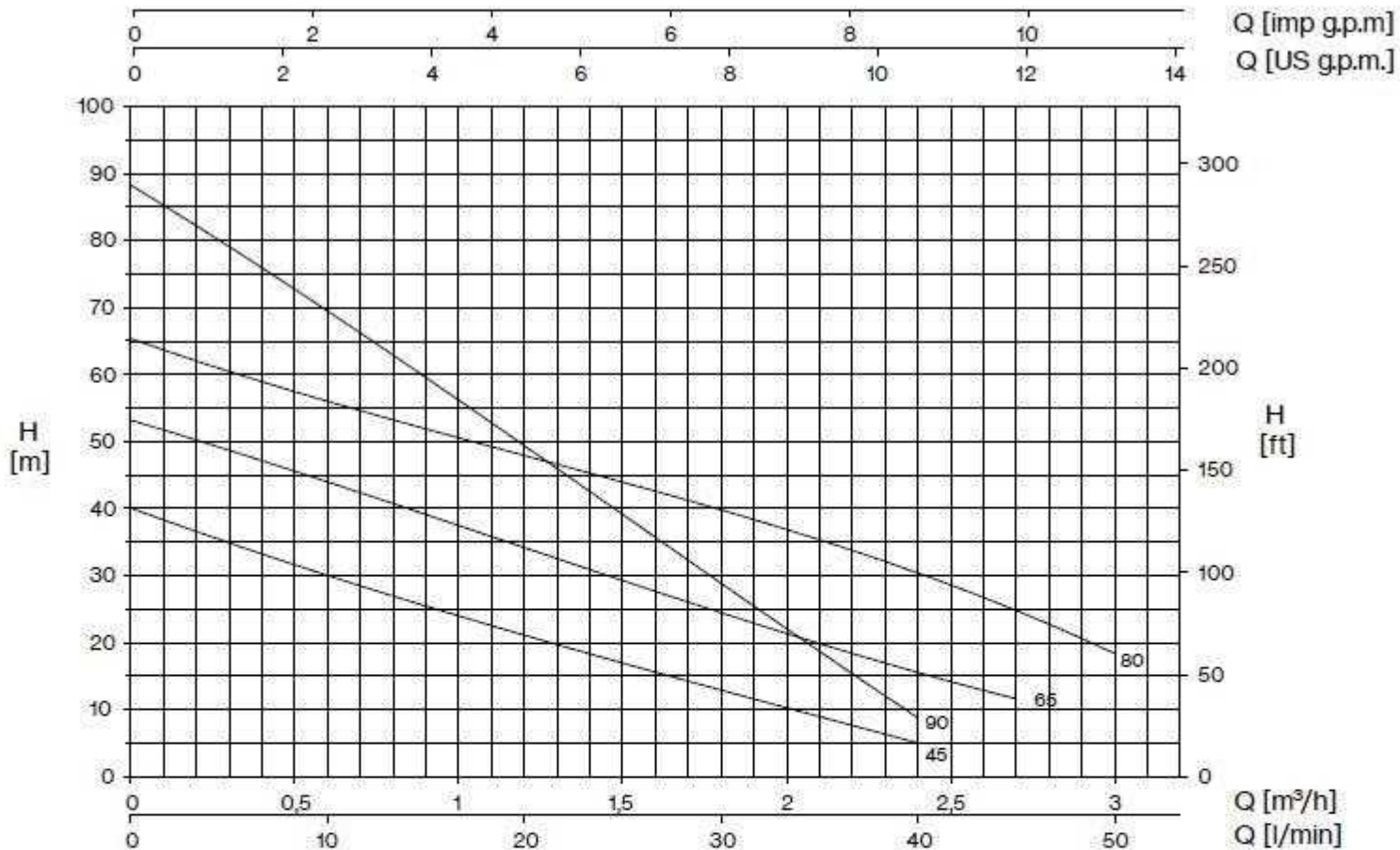


## Motor

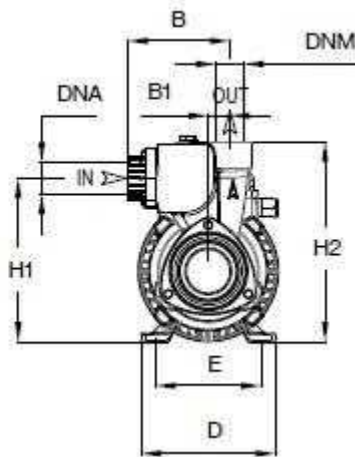
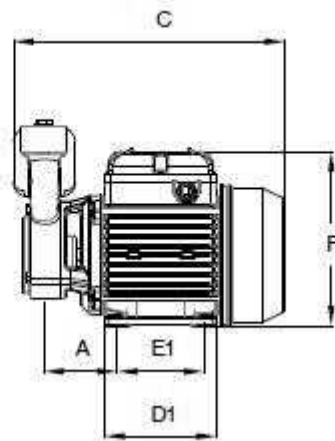
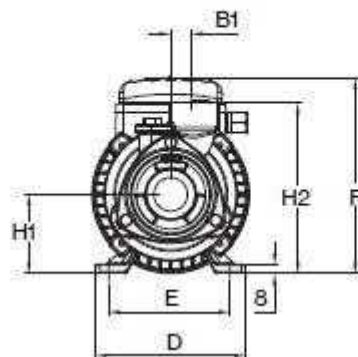
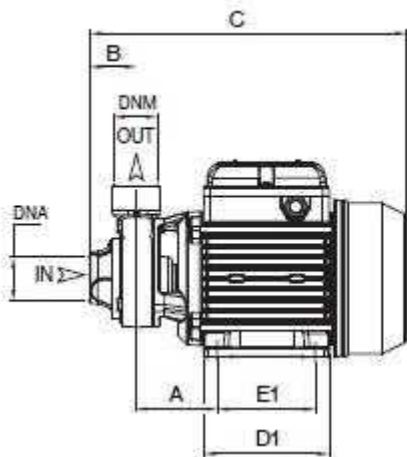
	3~ 230/400V - 50Hz
<b>2 poles induction motor</b>	1~ 230V - 50Hz (with thermal protection)
<b>Insulation class</b>	F
<b>Protection degree</b>	IPX4



TYPE	LOTS			
	TRUCK		CONTAINER	
	PALLET (cm)	N° pumps	PALLET (cm)	N° pumps
<b>PM 45(BR)</b>	85×110×170	198	85×110×190	220
	80×120×170	207	80×120×190	230
<b>PM 45A PM 65A PM 80-90</b>	80×110×170	105	85×110×190	135
	80×120×160	171	85×120×170	136
		180	80×120×190	190
<b>PM 65</b>	85×100×160	180	85×100×190	200
	<b>PM 80A</b>	80×120×145	102	80×120×190





TYPE - 50 Hz		P2		P1		CURRENT		Q (m³/h - l/min)							
1-	3-			1-	3-	1- 230V	3- 400V	0	0,3	0,6	1,2	1,8	2,4	2,7	3
		HP	kW	kW		A		H (m)							
PM 45	PMT 45	0,5	0,37	0,5	0,5	2,3	1,0	40,0	35,0	30,0	21,0	13,0	5,0		
PM 45BR	PMT 45BR	0,5	0,37	0,5	0,5	2,3	1,0	40,0	35,0	30,0	21,0	13,0	5,0		
PM 45A	PMT 45A	0,5	0,37	0,5	0,5	2,3	1,0	40,0	35,0	30,0	21,0	13,0	5,0		
PM 65	PMT 65	0,7	0,5	0,9	0,9	4,0	1,7	53,1	48,8	44,1	33,8	24,7	15,5	11,6	
PM 65A	PMT 65A	0,7	0,5	0,9	0,9	4,0	1,7	53,1	48,8	44,1	33,8	24,7	15,5	11,6	
PM 80	PMT 80	1	0,74	1,1	1,1	5,2	2,0	65,0	61,0	56,0	48,0	39,0	31,0	25,1	18,0
PM 80A	PMT 80A	1	0,74	1,1	1,1	5,2	2,0	65,0	61,0	56,0	48,0	39,0	31,0	25,1	18,0
PM 90	PMT 90	1	0,74	1,2	1,1	5,6	2,0	88,2	79,2	69,3	49,5	28,8	8,8		



TYPE		DIMENSIONS (mm)																 Kg
1-	3-	A	B	B1	C	D	D1	E	E1	F	H1	H2	DNA	DNM	I	L	M	
PM 45	PMT 45	63	50	20	260	120	101	100	80	158	63	143	1" G	1" G	265	150	175	6,5
PM 45BR	PMT 45BR	63	50	20	260	120	101	100	80	158	63	143			265	150	175	7
PM 45A	PMT 45A	63	89	20	240	120	101	100	80	158	150	184			300	170	195	7,5
PM 65	PMT 65	71,5	42	20	256	120	101	100	80	158	63	145			285	150	180	8,5
PM 65A	PMT 65A	71,5	101	20	248	120	101	100	80	158	157	193			300	170	195	9
PM 80	PMT 80	72,5	41	20	280	135	112	112	89	172	71	152			300	170	195	10,5
PM 80A	PMT 80A	71,5	101	20	271	135	112	112	89	172	165	201			290	170	230	11
PM 90	PMT 90	74,5	50	20	286	135	112	112	89	172	71	158			310	185	195	11

